



RÈGLEMENT N° 1384-44

ANNEXE 1

« ANNEXE I – Voir fichier informatique « Signalisation 2022 »



BY-LAW N° 1384-44

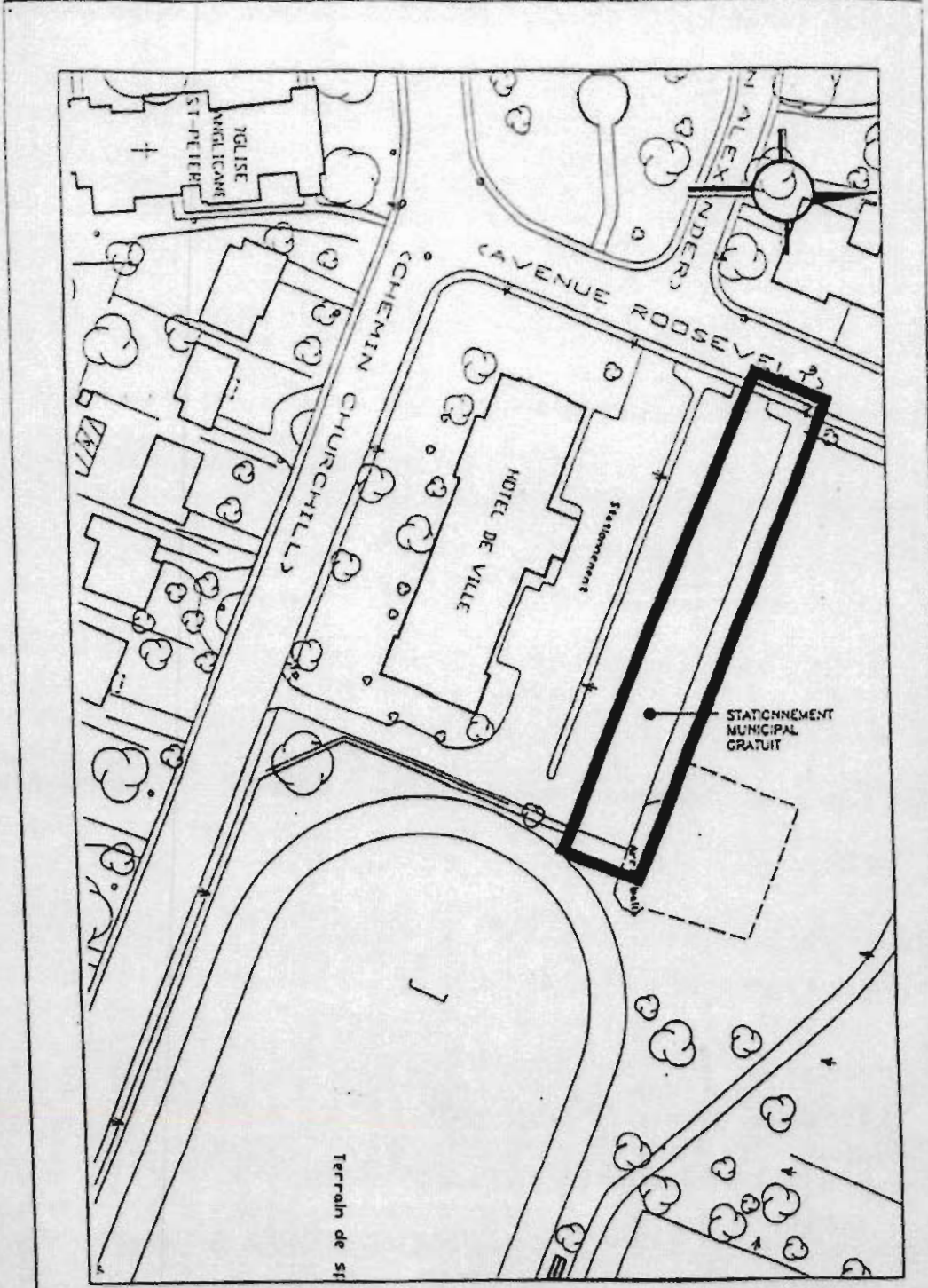
SCHEDULE 1

“SCHEDULE I – See electronic fil entitled “Signalisation 2022”



ANNEXE 2 / SCHEDULE 2

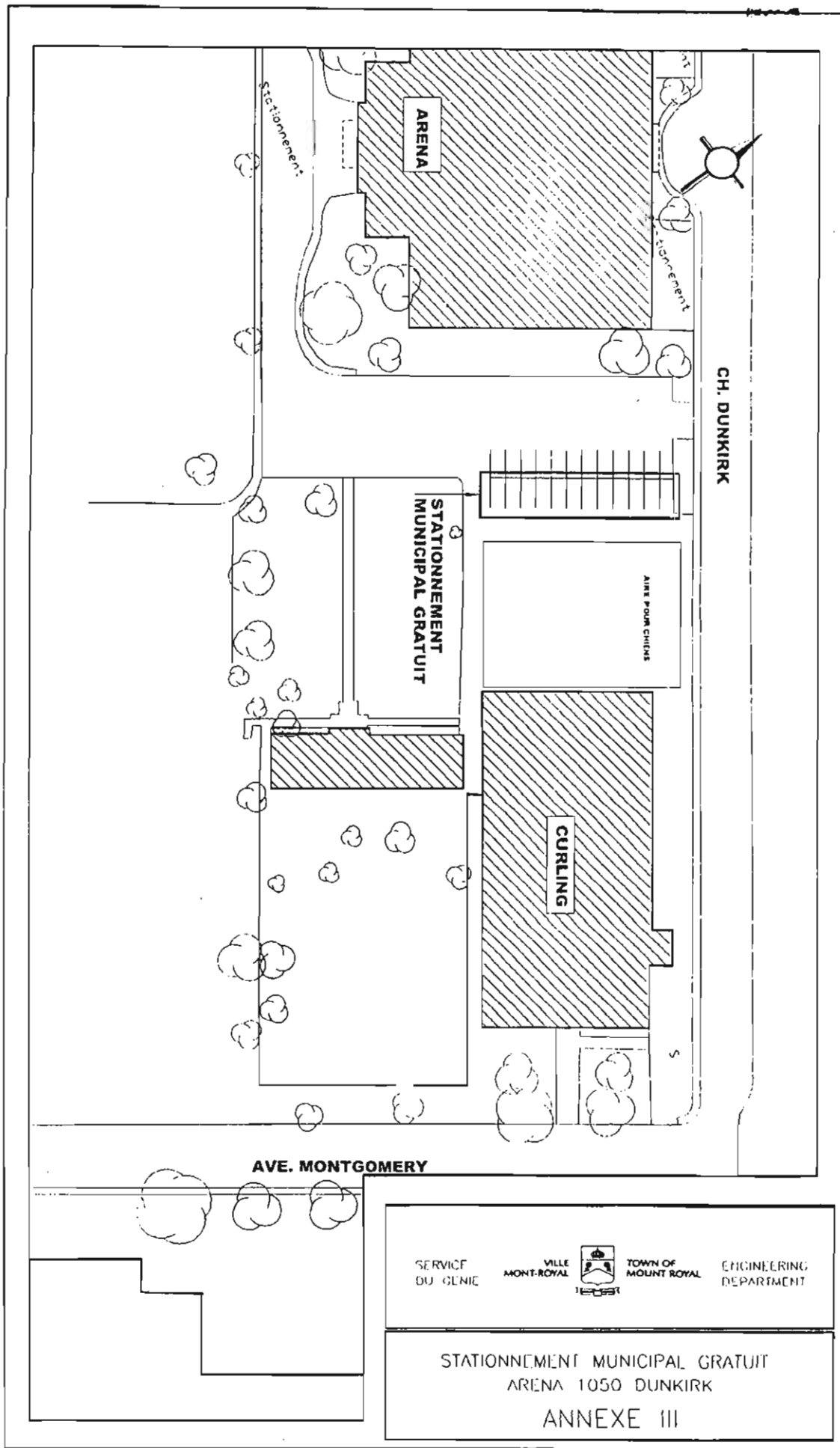
Abrogée / Repealed



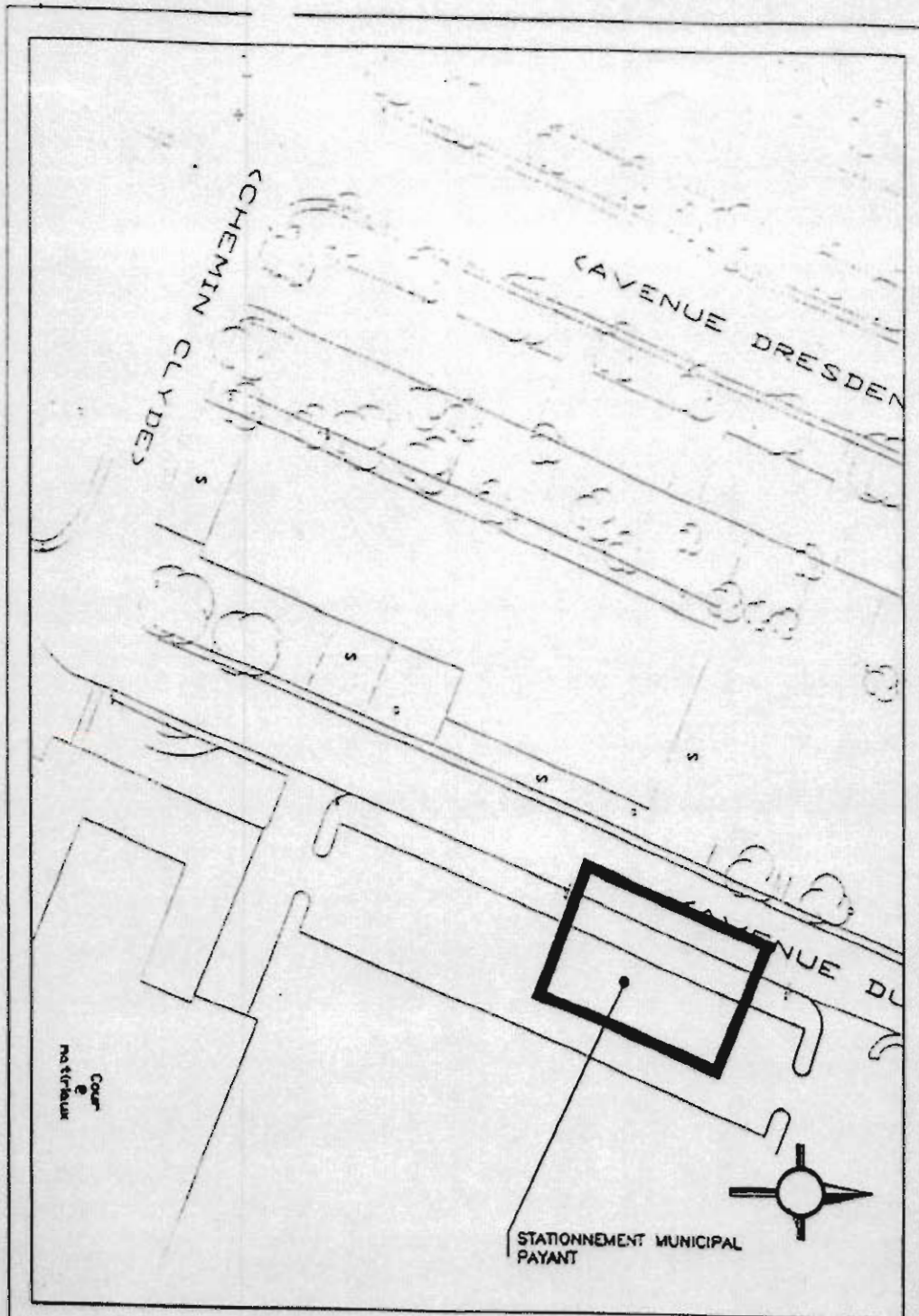
SERVICE DU GENIE VILLE MONT-ROYAL  TOWN OF MOUNT ROYAL ENGINEERING DEPARTMENT

STATIONNEMENT MUNICIPAL GRATUIT
 HOTEL DE VILLE 90 ROOSEVELT
ANNEXE III

1384-2



1384-7



SERVICE DU GÉNIE

VILLE MONT-ROYAL

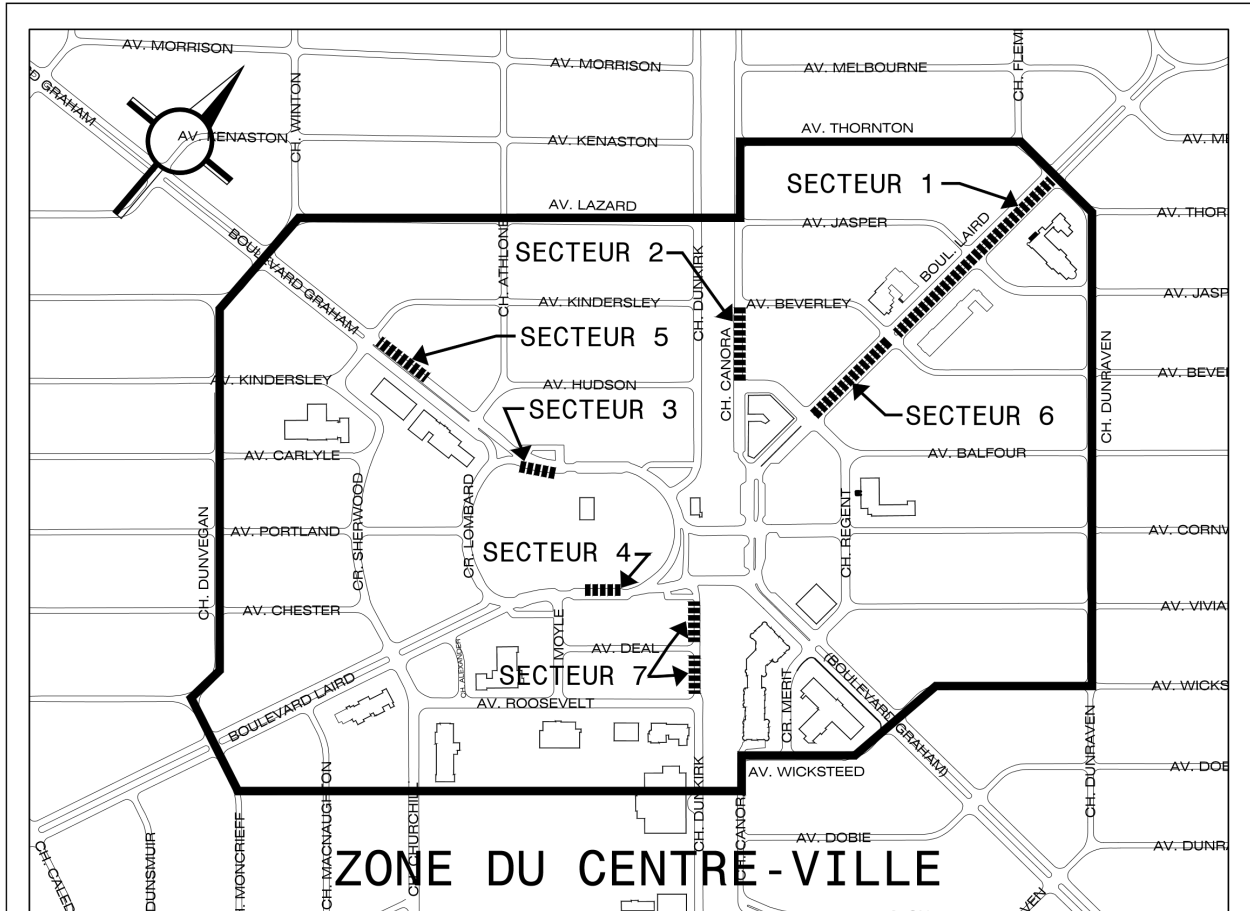


TOWN OF MOUNT ROYAL

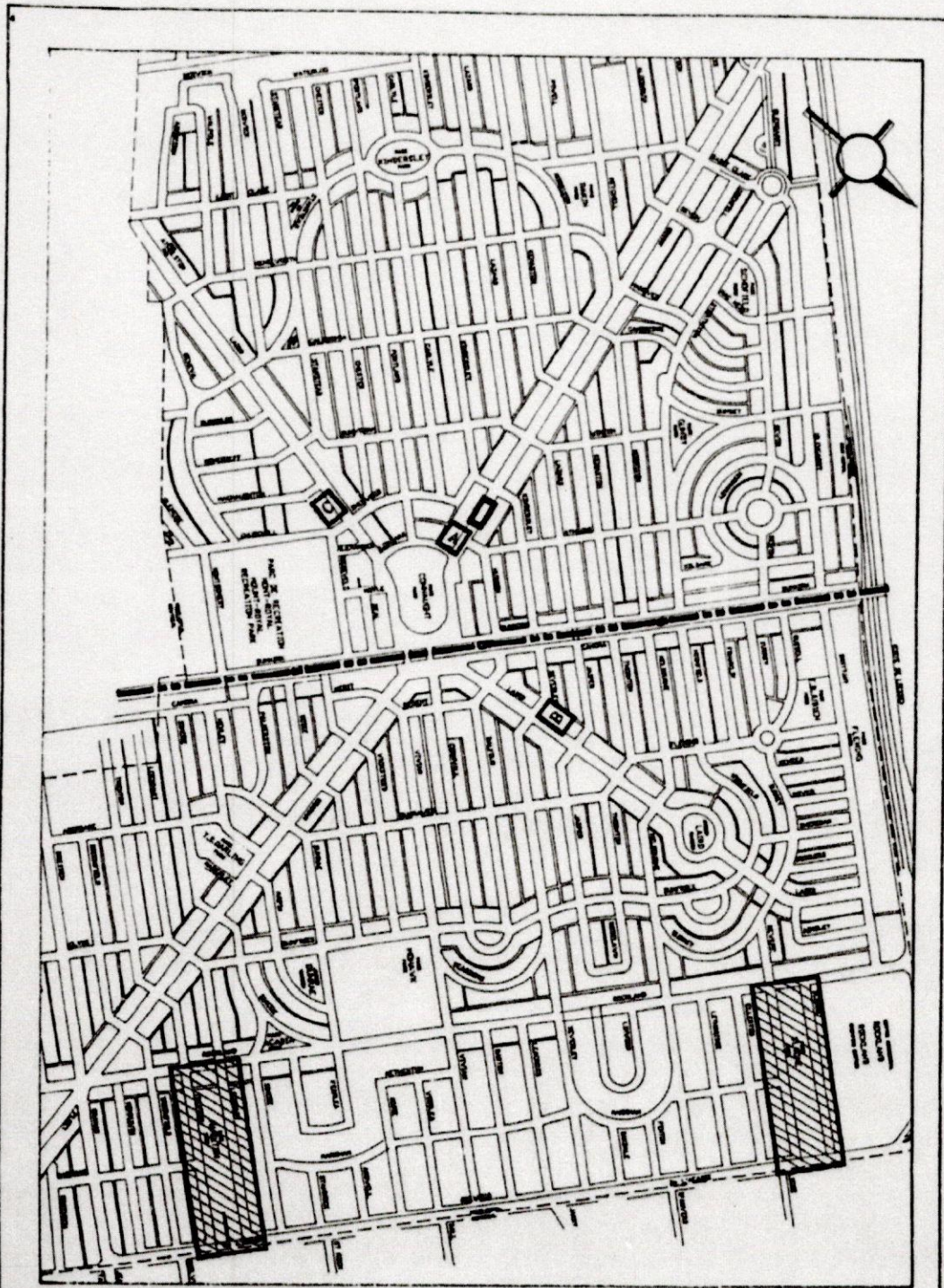
ENGINEERING DEPARTMENT

STATIONNEMENT MUNICIPAL PAYANT
 SUR L'AVENUE DUNBAR
 ANNEXE III

1384-2



SECTEUR 1 BOUL. LAIRD ENTRE BEVERLEY ET THORNTON CÔTÉ OUEST DU TERRE-PLEIN	30 PLACES DE STATIONNEMENT
SECTEUR 2 CHEMIN CANORA CÔTÉ OUEST ENTRE RÉGENT ET BEVERLEY	10 PLACES DE STATIONNEMENT
SECTEUR 3 BOUL. GRAHAM CÔTÉ NORD FACE AU 1625, BOUL. GRAHAM	7 PLACES DE STATIONNEMENT
SECTEUR 4 - FACE AU 1122 LAIRD, CÔTÉ NORD DU BOULEVARD (4 PLACES)	4 PLACES DE STATIONNEMENT
SECTEUR 5 BOUL. GRAHAM À L'INTERSECTION DE L'AVENUE KINDERSLEY, CÔTÉ NORD DU TERRE-PLEIN	10 PLACES DE STATIONNEMENT
SECTEUR 6 BOUL. LAIRD ENTRE BALFOUR ET BEVERLEY, CÔTÉ OUEST DU TERRE-PLEIN	15 PLACES DE STATIONNEMENT
SECTEUR 7 CHEMIN DUNKIRK ENTRE LE BOUL. LAIRD ET ROOSEVELT	10 PLACES DE STATIONNEMENT



17 FEB 2011

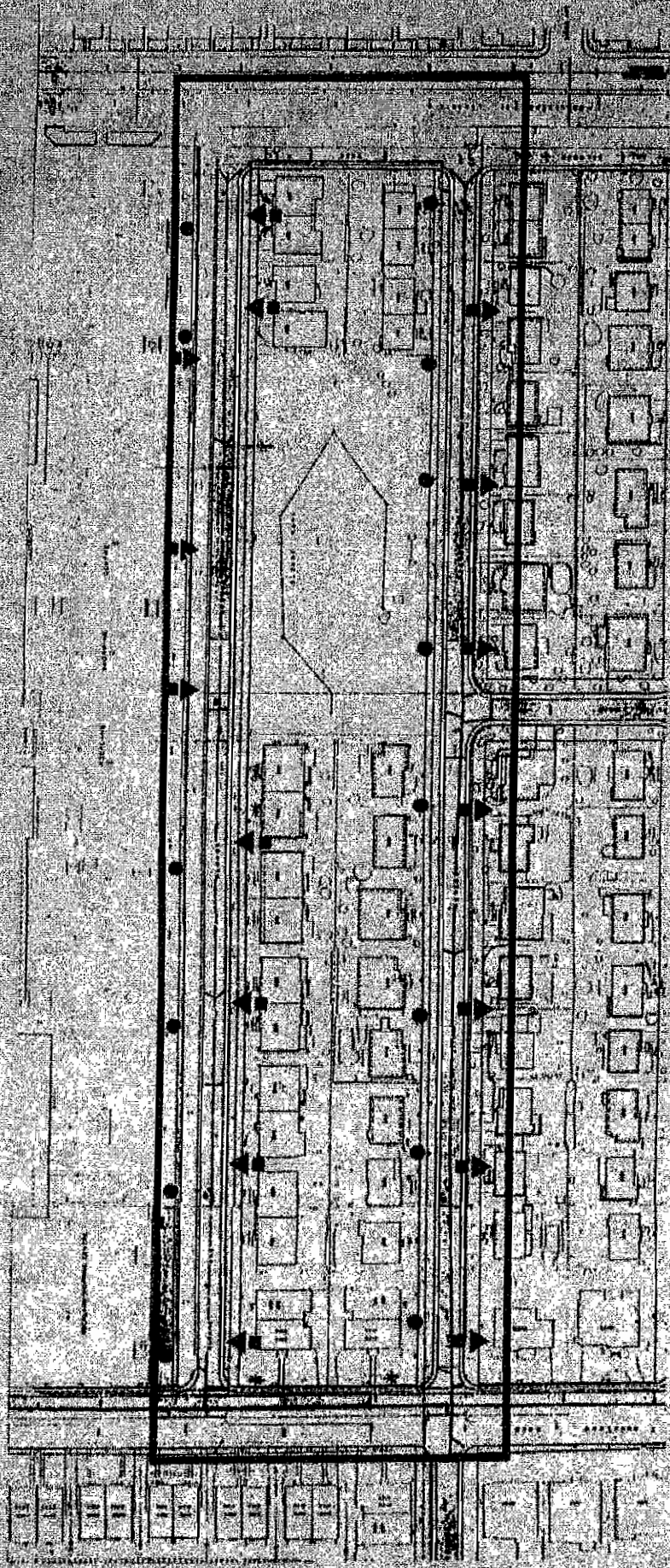

- A** STATIONNEMENT RÉSERVÉ AUX MEMBRES DU PERSONNEL D'UNE ÉGLISE
- B** A 3 PLACES
B 4 PLACES
- C** C 4 PLACES
-  STATIONNEMENT RÉSERVÉ AUX RÉSIDENTS
-  STATIONNEMENT RÉSERVÉ AUX EMPLOYÉS DE LA VILLE 9 PLACES



SERVICE DU GENIE  VILLE MONT-ROYAL TOWN OF MOUNT ROYAL ENGINEERING DEPARTMENT

RÈGLEMENT N° 1384-1

STATIONNEMENT RÉSERVÉ
ANNEXE V



Ces panneaux sont installés en tout temps


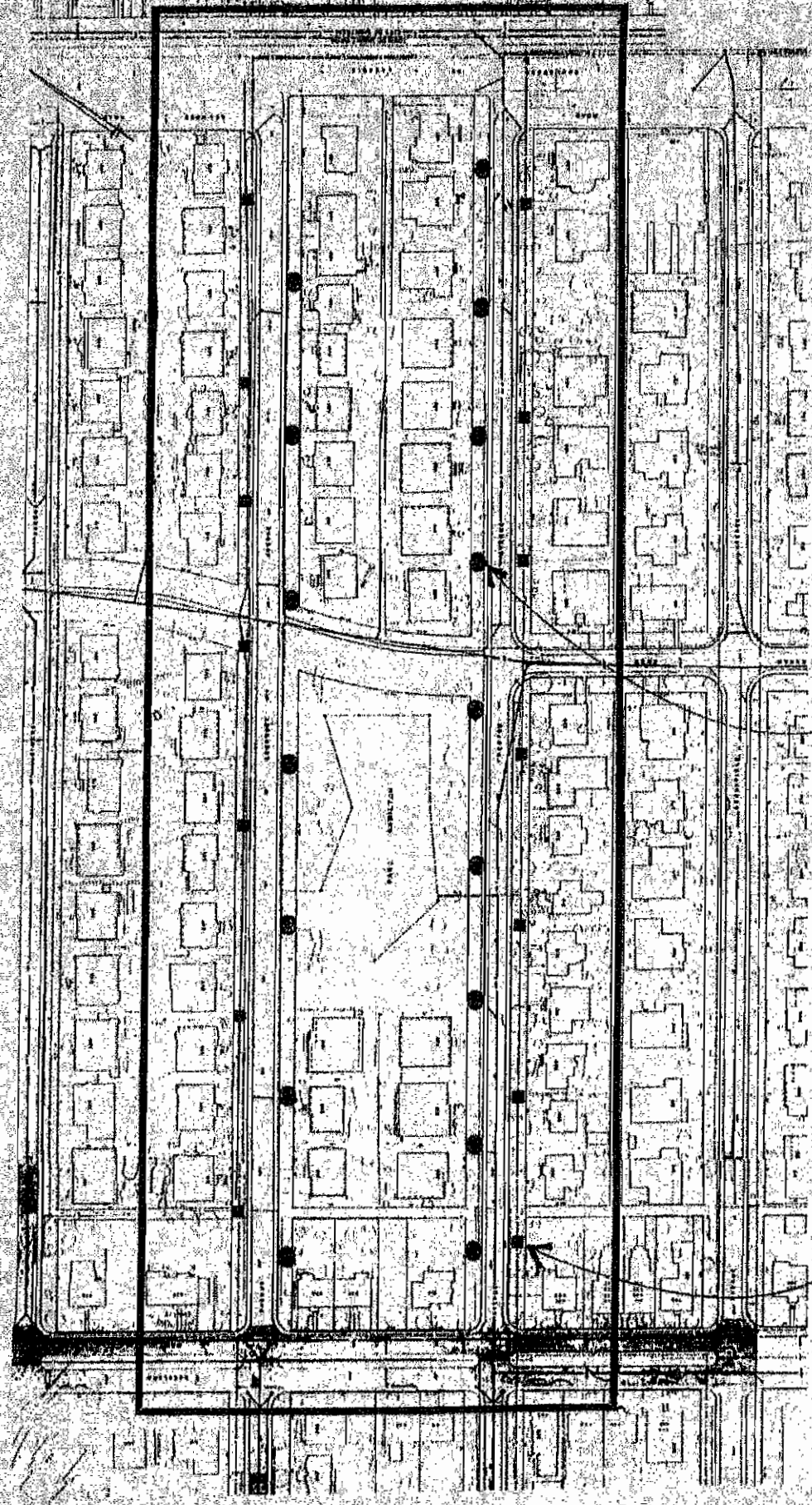


Ces panneaux sont installés Du 1er octobre au 30 avril



Ces panneaux sont installés du 1er mai au 30 sept




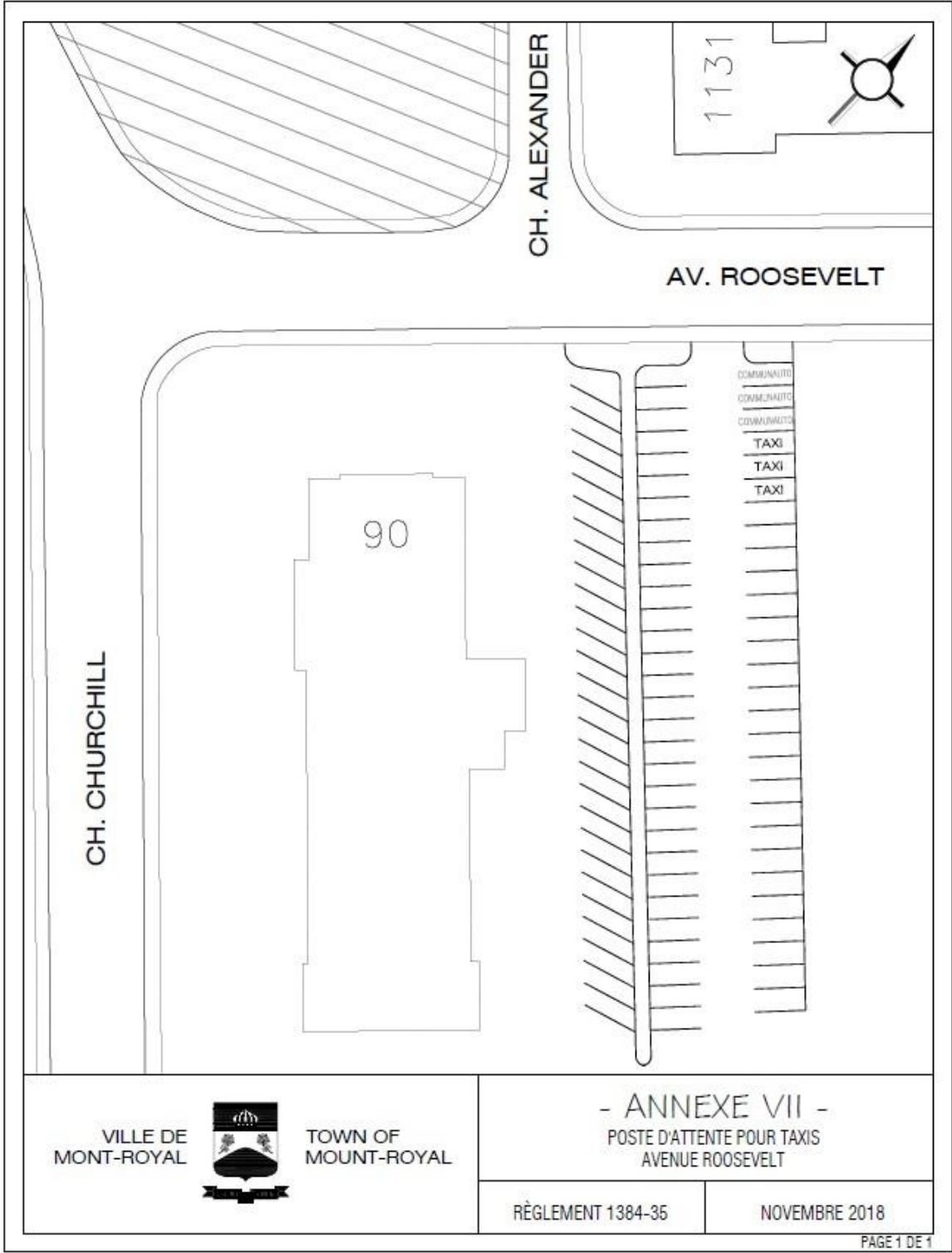


Ces panneaux sont installés en tout temps.



Ces panneaux sont installés du 1er mai au 30 sept.





VILLE DE MONT-ROYAL  TOWN OF MOUNT-ROYAL


- ANNEXE VII -
 POSTE D'ATTENTE POUR TAXIS
 AVENUE ROOSEVELT

RÈGLEMENT 1384-35

NOVEMBRE 2018

ANNEXE VIII


**Extrait code national du bâtiment et code de
prévention des incendies.**



ABC CODE

1995

Canadian Commission on Building and Fire Codes



Index

A


Abbreviations

- proper names, 1.1.4.1
- symbols and other abbreviations, 1.1.4.2

Access

- attic or roof space, 3.6.4.4, 9.19.2.1
- crawl spaces, 3.6.4.6, 9.18.2.1, 9.18.4.1
- fire dampers, 3.1.8.9
- heating, ventilating and air-conditioning equipment, 6.2.1.9, 9.18.4.1, 9.32.3.10, 9.33.4.2
- horizontal service spaces, 3.6.4.5, 9.18.2.1, 9.18.4.1, 9.19.2.1
- ladders on chimneys, 6.3.1.5
- Access for fire fighting, 2.1.6.2, 3.2.2.10, 3.2.2.15, 3.2.5.1, 3.2.5.2, 3.2.5.4, - 3.2.5.6, 9.10.19
- basements, 3.2.5.2
- roof area, 3.2.5.3
- Access openings, 8.2.1.3
 - heating, ventilating and air-conditioning systems, 6.2.1.12
- Access panels, 3.2.5.1
- Access route, 3.2.2.10, 3.2.5.5
- Access to exit, 1.1.3.2, 3.3.1.11, 3.3.1.12, 3.3.1.18, 3.3.2.5, 3.3.2.6, 3.4.6.15
- capacity, 3.3.1.16, 9.9.3
- corridor width, 3.3.1.9
- doors in, 9.9.6
- flame-spread rating, 9.10.20.6
- floor areas (within), 3.5.1.3
- headroom clearance, 3.3.1.8, 9.9.3.4
- illumination, 9.9.11.2
- residential occupancy, 3.3.4.4, 9.9.7, 9.9.9
- roofs (from), 3.3.1.3, 9.9.2.1
- width, 9.9.3
- Accessibility (see Barrier-free)
- Adfreezing, 1.1.3.2, 4.2.4.6
- Adhesive
 - ceramic wall tiles, 9.29.10.3
 - ducts, 3.6.5.4, 9.33.6.4
- Administration of the Code, 1.1.1
- Admixtures, concrete, 9.3.1.8
- Aggregate
 - built-up roofing, 9.26.11.4
 - concrete, 9.3.1.4
 - mortar, 9.20.3.1, 9.29.10.2
 - succo, 9.28.2.2
- Air
 - circulation, 6.2.3.10, 9.33.6.7

- combustion, 9.32.3.6, 9.32.3.7, 9.33.6.14
- distribution, 9.32.3.6, 9.32.3.7, 9.33.6.7, 9.33.6.12
- flow-through and around insulation, 5.3.1.3, 9.19.1.3, 9.25.2.3, 9.25.2.4
- leakage, 5.1.2.1, 5.4.1.1, 9.25.1.2
- leakage resistance, 5.4.1.2, 9.13.1.3, 9.13.7, 9.13.8, 9.18.6.2, 9.25.1.2
- make-up, 9.32.3.8
- outdoor, 9.32.3.6, 9.32.3.7
- permeance, 5.3.1.3, 5.4.1.2
- recirculation, 9.33.6.7
- supply, 9.32.3.6, 9.32.3.7
- tempering, 9.32.3.7, 9.32.3.8
- transfer, 5.1.2.1, 5.2.2.1, 5.4.1.1
- Air barrier systems, 1.1.3.2, 5.1.2.1, 5.4, 9.25.1.2, 9.25.3
- assemblies in contact with the ground, 9.13.1.3
- continuity, 5.4.1.2, 9.25.3.3
- crawl space floors, 9.18.6.2
- floors-on-ground, 9.13.8.1, 9.13.8.3, 9.18.6.2
- installation, 9.23.2.2, 9.25.3.3
- material standards, 9.13.2.2, 9.18.6.2, 9.25.3.2
- requirement for, 5.4.1.1, 9.25.3.1
- system properties, 5.4.1.2, 9.25.3.1, 9.25.3.2
- walls in contact with the ground, 9.13.7.1
- Air-conditioning systems and equipment, 6.2.10
 - access, 6.2.1.9, 6.2.1.12, 9.33.4.2
 - accommodation of structural movement, 6.2.1.4, 9.33.4.5
 - cleaning, 6.2.1.9, 9.33.4.2
 - design, 6.2.1, 9.33.1.1, 9.33.4
 - fire safety characteristics, 6.2.1.2, 9.33.6, - 9.33.8
 - installation, 6.2.1, 6.2.10.1, 9.33.1.1, 9.33.4, 9.33.5.2, 9.33.9.1
 - installation standards, 6.2.1.5, 9.33.5, 9.33.5.2
 - protection from freezing, 6.2.1.9, 9.33.4.3
 - system pressure, 6.2.1.10, 9.33.4.4
- Air filters, 6.2.3.14, 9.33.6.15
- Air inlets (see also Air intakes)
 - grills, 9.33.6.11
 - location, 9.33.6.11, 9.33.6.13
 - protection, 9.33.6.11
- Air intakes (see also Air inlets)
 - area, 9.32.3.12
 - connection, 9.32.3.4, - 9.32.3.7
 - grills, 6.2.3.13
 - labeling, 9.32.5.12
 - location, 6.2.3.13, 9.32.3.4, 9.32.3.5, 9.32.3.7, 9.32.3.12
 - protection, 6.2.3.13, 9.32.3.12



Part 2 General Requirements

Section 2.1. Application

2.1.1. Parts 1, 2, 7 and 8

2.1.1.1. Scope

1) Except as provided in Subsection 2.1.5., Parts 1, 2, 7 and 8 apply to all buildings.

2.1.2. Parts 3, 4, 5 and 6

2.1.2.1. Scope

1) Except as provided in Subsection 2.1.5., Parts 3, 4, 5 and 6 apply to

- a) all buildings used for major occupancies classified as
 - i) Group A, assembly occupancies,
 - ii) Group B, care or detention occupancies, or
 - iii) Group F, Division 1, high hazard industrial occupancies, and
- b) all buildings exceeding 600 m² in building area or exceeding 3 storeys in building height used for major occupancies classified as
 - i) Group C, residential occupancies,
 - ii) Group D, business and personal services occupancies,
 - iii) Group E, mercantile occupancies, or
 - iv) Group F, Division 2 and 3, medium and low hazard industrial occupancies.

2.1.3. Part 9

2.1.3.1. Scope

1) Except as provided in Subsection 2.1.5., Part 9 applies to buildings of 3 storeys or less in building height, having a building area not exceeding 600 m² and used for major occupancies classified as

- a) Group C, residential occupancies (see Appendix A-9.1.1.1),
- b) Group D, business and personal services occupancies,
- c) Group E, mercantile occupancies, or
- d) Group F, Division 2 and 3, medium and low hazard industrial occupancies.

2.1.4. Site Assembled and Factory-Built Buildings

2.1.4.1. Application

1) This Code applies both to site assembled and factory-made buildings. (See Appendix A.)

2.1.5. Farm Buildings

2.1.5.1. Conformance to National Farm Building Code

1) Farm buildings shall conform to the requirements in the National Farm Building Code of Canada 1995.

2.1.6. Building Size Determination

2.1.6.1. Buildings Divided by Firewalls

1) Where a firewall divides a building, each portion of the building so divided shall be considered as a separate building, except when this requirement is specifically modified in other parts of this Code. (See Appendix A.)

2.1.6.2. Buildings Divided by Vertical Fire Separations

1) Except as permitted in Sentence (2), where portions of a building are completely separated by a vertical fire separation that has a fire-resistance rating of not less than 1 h and extends through all storeys and service spaces of the separated portions, each separated portion is permitted to be considered as a separate building for the purpose of determining building height provided

- a) each separated portion is not more than 3 storeys in building height and is used only for residential occupancies, and
- b) the unobstructed path of travel for the fire fighter from the nearest street to one entrance of each separated portion is not more than 45 m.

(See Appendix A.)

2) The vertical fire separation referred to in Sentence (1) may terminate at the floor assembly.



2.1.6.2.

immediately above a basement provided the basement conforms to Article 3.2.1.2.

Section 2.2. Climatic Data

2.2.1. General

2.2.1.1. Climatic Values

1) The climatic values required for the design of buildings under this Code shall be in conformance with the values established by the authority having jurisdiction or, in the absence of such data, with Sentence (2) and the climatic values in Appendix C. (See Appendix A.)

2) The outside winter design temperatures determined from Appendix C shall be those listed for the January 2.5% values. (See Appendix A.)

2.2.1.2. Depth of Frost Penetration

1) Depth of frost penetration shall be established on the basis of local experience.

Section 2.3. Plans, Specifications and Calculations

2.3.1. General

2.3.1.1. Required Information

1) Sufficient information shall be provided to show that the proposed work will conform to this Code and whether or not it may affect adjacent property.

2.3.1.2. Required Plans

1) Plans shall be drawn to scale and shall indicate the nature and extent of the work or proposed occupancy in sufficient detail to establish that, when completed, the work and the proposed occupancy will conform to this Code.

2.3.2. Site Plans

2.3.2.1. Reference to Survey

1) Site plans shall be referenced to an up-to-date survey and, when required to prove compliance with this Code, a copy of the survey shall be provided.

2.3.2.2. Information Required on Site Plans

- 1) Site plans shall show
 - a) by dimensions from property lines, the location of the proposed building,
 - b) the similarly dimensioned location of every adjacent existing building on the property,
 - c) existing and finished ground levels to an established datum at or adjacent to the site, and
 - d) the access routes for fire fighting.

2.3.3. Fire Protection Components

2.3.3.1. Information Required for Fire Protection Components

- 1) Information shall be submitted to show the major components of fire protection including
 - a) the division of the building by firewalls,
 - b) the building area,
 - c) the degree of fire separation of stairways, shafts and special rooms or areas, including the location and rating of closures in fire separations,
 - d) the source of information for fire-resistance ratings of elements of construction (to be indicated on large-scale sections),
 - e) the location of exits, and
 - f) fire detection, suppression and alarm systems.

2.3.3.2. Plans of Sprinkler Systems

1) Before a sprinkler system is installed or altered, plans showing full details of the proposed sprinkler system and essential details of the building in which it is to be installed shall be drawn to an indicated scale.

2.3.4. Structural and Foundation Drawings and Calculations

2.3.4.1. Application

1) Requirements of this Subsection apply only to buildings falling within the scope of Part 4.

2.3.4.2. Professional Seal and Signature of Designer

1) Structural drawings and related documents submitted with the application to build shall be dated and shall bear the authorized professional seal and signature of the designer as defined in Sentence 4.1.1.2.(2).

2.3.4.3. Information Required on Structural Drawings

- 1) Structural drawings submitted with the application to build shall indicate, in addition to Article 2.3.4.1, and 1) material
 - a) the name of the responsible person,
 - b) the date of the drawings,
 - c) the dimensions of the structural elements,
 - d) sufficient information to enable the drawings to be checked,
 - e) all effects of loads, use and members.

2.3.4.4. Drawing Requirements

1) Structural drawings including calculations shall be drawn to a scale greater than the designer or shall bear the authority of the designer.

2.3.4.5. Design

1) The care and design of the structure and components shall be inspected upon re-


2.3.4.6. Information Required on Foundations

- 1) Foundation drawings submitted with the application to build shall indicate
 - a) the type of foundation as well as the soil conditions,
 - b) the allowable bearing capacity of the soil or rock,
 - c) the applicable foundation design code,
 - d) the applied loads and support conditions.

2) When information on the foundation is submitted with the application to build,

2.3.4.7. Alterations

1) Where alterations are required, the drawings shall be dated and shall bear the authorized professional seal and signature of the designer as defined in Sentence 4.1.1.2.(2).



A-2.5.2.

building code. These portions contain requirements in many of the areas where the NBC also has requirements and frequently the requirements are different. Because it would be illogical to have two different sets of requirements for houses, one set which applies to site-built houses and one set which applies to factory-built houses, the NBC does not make reference to these portions of the Z240 standards. Other portions of the Z240 standards deal with special requirements for mobile homes related to the fact that these houses must be moved over roads.

The NBC does not have requirements in this area. Therefore, labelling which indicates that a factory-built house complies with the Z240 standards can NOT be taken as an indication that the house complies with the NBC.

A-2.1.6.1.(1) Buildings Divided by Firewalls. This concept relates to the provisions directly regulated by this Code and does not apply to electrical service entrance requirements which are regulated by other documents.

A-2.1.6.2.(1) Buildings on Sloping Sites. Application of the definition of grade to stepped buildings on sloping sites often results in such buildings being designated as being greater than 3 storeys in building height even though there may be only 2 or 3 storeys at any one location. The diagrams below illustrate this application compared to a similar building on a flat site.

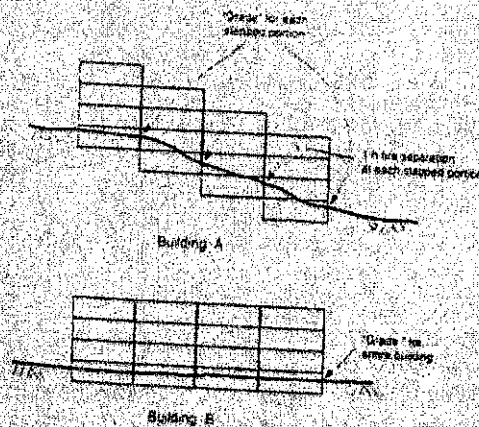


Figure A-2.1.6.2
Application of the definition of grade

Under this Sentence, Building A can be considered as being 3 storeys in building height instead of 6 storeys in building height. Both Building A and Building B are comparable with regard to fire safety and egress.

This relaxation applies to the determination of building height only. All other requirements continue to apply as appropriate.

A-2.2.1.1.(1) Climatic Values. Data for municipalities not listed in Appendix C may be obtained by writing to: Head, Energy and Industrial Application Section, Atmospheric Environment Service, Environment Canada, 4905 Dufferin Street, Downsview, Ontario M3H 5T4.


A-2.2.1.1.(2) Winter Design Temperatures. The 15% values stated in Sentence 2.2.1.1.(2) are the least restrictive temperatures that can be used. If a designer chooses to use the 1% values given in Appendix C, they would be in excess of the Code minimums and would be considered acceptable.

A-2.3.5.2.(1) Information on Drawings. Examples of information that should be shown on architectural plans and plans for heating, ventilating and air-conditioning systems are:

- the name, type and location of the building,
- the name of the owner,
- the name of the architect,
- the name of the engineer or designer,
- the north point,
- the dimensions and height of all rooms,
- the intended use of all rooms,
- the details or description of the wall, roof, ceiling and floor construction, including insulation,
- the details or description of the windows and outside doors, including the size, weatherstripping, storm sashes, sills and storm doors,
- the size and continuity of all pipes, ducts, shafts, flues and fire dampers,
- the location, size, capacity and type of all principal units of equipment,
- the size, shape and height of all chimneys and gas vents,
- the size and location of all combustion air and ventilation openings, and
- the location and fire-resistance rating of required fire separations.

A-2.5.2. Structural Equivalents. Subsection 2.5.2 provides for the use of design methods not specified in Part 4 of the Code. These include full scale testing and model analogues. Normally this provision is used to permit acceptance of new and innovative structures or to permit acceptance of model tests such as those used to determine structural behavior or snow or wind loads. Subsection 2.5.2 specifically requires a level of safety and performance at least equivalent to that provided by design to Part 4 and requires loadings and design requirements to conform to Section 4.1.

Subsection 2.5.2 or other parts of Section 2.5 are not intended to allow structural design using design



3.2.2.16.

- a) more than 1.8 m high between the lowest part of the floor assembly and the ground or other surface below;
- b) used for any occupancy;
- c) used for the passage of flue pipes, or
- d) used as a plenum in combustible construction.

2) A floor assembly immediately above a crawl space is not required to be constructed as a fire separation and is not required to have a fire-resistance rating provided the crawl space is not required to be considered as a basement by Sentence (1).

3.2.2.10. Streets

1) Every building shall face a street located in conformance with the requirements of Articles 3.2.5.5. and 3.2.5.6. for access routes.

2) For the purposes of Subsections 3.2.2. and 3.2.5. an access route conforming to Subsection 3.2.5. is permitted to be considered as a street.

3) A building is considered to face 2 streets provided not less than 50% of the building perimeter is located within 15 m of the street or streets.

4) A building is considered to face 3 streets provided not less than 75% of the building perimeter is located within 15 m of the street or streets.

5) Enclosed spaces, tunnels, bridges and similar structures, even though used for vehicular or pedestrian traffic, are not considered as streets for the purpose of this Part.

3.2.2.11. Exterior Balconies

1) An exterior balcony shall be constructed in accordance with the type of construction required by Articles 3.2.2.20. to 3.2.2.83., as applicable to the occupancy classification of the building.

3.2.2.12. Exterior Passageways

1) An elevated exterior passageway used as part of a means of egress shall conform to the requirements of Articles 3.2.2.20. to 3.2.2.83. for mezzanines.

3.2.2.13. Occupancy on Roof

1) A portion of a roof that supports an occupancy shall be constructed in conformance with the fire separation requirements of Articles 3.2.2.20. to 3.2.2.83. for floor assemblies, and not the fire-resistance rating for roof assemblies.

3.2.2.14. Roof-Top Enclosures

1) A roof-top enclosure for elevator machinery or for a service room shall be constructed in accordance with the type of construction required by Articles 3.2.2.20. to 3.2.2.83.

2) A roof-top enclosure for elevator machinery or for a service room, not more than one storey high, is not required to have a fire-resistance rating.

3) A roof-top enclosure for a stairway shall be constructed in accordance with the type of construction required by Articles 3.2.2.20. to 3.2.2.83.

4) A roof-top enclosure for a stairway need not have a fire-resistance rating nor be constructed as a fire separation.

3.2.2.15. Storeys below Ground

1) If a building is erected entirely below the adjoining finished ground level and does not extend more than one storey below that ground level, the minimum precautions against fire spread and collapse shall be the same as are required for basements under a building of 1 storey in building height having the same occupancy and building area.

2) If any portion of a building is erected entirely below the adjoining finished ground level and extends more than one storey below that ground level, the following minimum precautions against fire spread and collapse shall be taken:

- a) except as permitted by Sentence (3), the basements shall be sprinklered throughout;
- b) a floor assembly below the ground level shall be constructed as a fire separation with a fire-resistance rating not less than
 - i) 3 h if the basements are used as Group E or Group F, Division 1 or 2 occupancies, or
 - ii) 2 h if the basements are not used as Group E or Group F, Division 1 or 2 occupancies, and
- c) all loadbearing walls, columns and arches shall have a fire-resistance rating not less than that required for the construction that they support.

3) If the first storey of a building is not required to be sprinklered, sprinklers are not required in the storey immediately below the first storey provided the storey below:

- a) contains only residential occupancies, and
- b) has at least one unobstructed access opening conforming to Sentence 3.2.5.1.(2) installed on that storey for each 15 m of wall length in at least one wall required by this Subsection to face a street.

3.2.2.16. Heavy Timber Roof Permitted

1) Unless otherwise permitted by Articles 3.2.2.20. to 3.2.2.83., a roof assembly in a building up to 2 storeys in building height is permitted to be of heavy timber construction regardless of building area or type of construction required, provided the building is sprinklered throughout.



3.2.5.5.

- a) 30 s in hospitals that have supervisory personnel on duty 16: twenty-four hours each day, or
 - b) 60 s for all other circumstances.
- 4) The voice communication system referred to in Clause (1)(b) shall be designed so that voice instructions can be transmitted selectively to any zone or zones while maintaining an alert signal or alarm signal to other zones in the building.

5) The 2-way communication system referred to in Clause (1)(a) shall be installed so that emergency telephones are located in each floor area near exit stair shafts.

3.2.5. Provisions for Fire Fighting

(See A-3, Fire Fighting Assumptions, in Appendix A.)

3.2.5.1. Access to Above Grade Storeys

1) Except for storeys below the first storey, direct access for fire fighting shall be provided from the outdoors to every storey that is not sprinklered throughout and whose floor level is less than 25 m above grade, by at least one unobstructed window or access panel for each 15 m of wall in each wall required to face a street by Subsection 3.2.2.

- 2) An opening for access required by Sentence (1) shall
- a) have a sill no higher than 900 mm above the inside floor, and
 - b) be not less than 1 100 mm high by not less than
 - i) 550 mm wide for a building not designed for the storage or use of dangerous goods, or
 - ii) 750 mm wide for a building designed for the storage or use of dangerous goods.

3) Access panels above the first storey shall be readily openable from both inside and outside, or the opening shall be glazed with plain glass.

3.2.5.2. Access to Basements

1) Direct access from at least one street shall be provided from the outdoors in a building that is not sprinklered in each basement having a horizontal dimension more than 25 m.

- 2) The access required by Sentence (1) is permitted to be provided by
- a) doors, windows or other means that provide an opening not less than 1 100 mm high and 550 mm wide, with a sill no higher than 900 mm above the inside floor, or
 - b) an interior stairway immediately accessible from the outdoors.

3.2.5.3. Roof Access

1) On a building more than 3 storeys in building height where the slope of the roof is less than 1 in 4, all main roof areas shall be provided with direct access from the floor areas immediately below, either by

- a) a stairway, or
- b) a hatch not less than 550 mm by 900 mm with a fixed ladder.

3.2.5.4. Access Routes

1) A building which is more than 3 storeys in building height or more than 600 m² in building area shall be provided with access routes for fire department vehicles

- a) to the building face having a principal entrance, and
- b) to each building face having access openings for fire fighting as required by Articles 3.2.5.1 and 3.2.5.2.

(See Appendix A.)

3.2.5.5. Location of Access Routes

1) Access routes required by Article 3.2.5.4 shall be located so that the principal entrance and every access opening required by Articles 3.2.5.1 and 3.2.5.2 are located not less than 3 m and not more than 15 m from the closest portion of the access route required for fire department use, measured horizontally from the face of the building.

- 2) Access routes shall be provided to a building so that
- a) for a building provided with a fire department connection, a fire department pumper vehicle can be located adjacent to the hydrants referred to in Article 3.2.5.16,
 - b) for a building not provided with a fire department connection, a fire department pumper vehicle can be located so that the length of the access route from a hydrant to the vehicle plus the unobstructed path of travel for the fire fighter from the vehicle to the building is not more than 90 m, and
 - c) the unobstructed path of travel for the fire fighter from the vehicle to the building is not more than 45 m.

3) The unobstructed path of travel for the fire fighter required by Sentence (2) from the vehicle to the building shall be measured from the vehicle to the fire department connection provided for the building, except that if no fire department connection is provided, the path of travel shall be measured to the principal entrance of the building.

4) If a portion of a building is completely cut off from the remainder of the building so that there

3.2.5.5.

is no access to the remainder of the building, the access routes required by Sentence (2) shall be located so that the unobstructed path of travel from the vehicle to one entrance of each portion of the building is not more than 45 m.

3.2.5.6. Access Route Design

1) A portion of a roadway or yard provided as a required access route for fire department use shall

- a) have a clear width not less than 6 m, unless it can be shown that lesser widths are satisfactory,
- b) have a centreline radius not less than 12 m,
- c) have an overhead clearance not less than 5 m,
- d) have a change of gradient not more than 1 in 12.5 over a minimum distance of 15 m,
- e) be designed to support the expected loads imposed by fire fighting equipment and be surfaced with concrete, asphalt or other material designed to permit accessibility under all climatic conditions,
- f) have turnaround facilities for any dead-end portion of the access route more than 90 m long, and
- g) be connected with a public thoroughfare. (See Appendix A.)

3.2.5.7. Water Supply

1) An adequate water supply for fire fighting shall be provided for every building.

3.2.5.8. Standpipe Systems

1) Except as permitted by Sentence 3.2.5.9(3), a standpipe system shall be installed in a building that is

- a) more than 3 storeys in building height,
- b) more than 14 m high measured between grade and the ceiling of the top storey, or
- c) not more than 14 m high measured between grade and the ceiling of the top storey but has a building area exceeding the area shown in Table 3.2.5.8, for the applicable building height unless the building is sprinklered throughout.

Table 3.2.5.8.
Building Limits without Standpipe Systems
Forming Part of Sentence 3.2.5.8(1)

Occupancy Classification	Building Area, m ²		
	1 storey	2 storeys	3 storeys
A	2 500	2 000	1 500
C	2 000	1 500	1 000
D	4 000	3 000	2 000
F, Division 2	1 500	1 500	1 000
F, Division 3	3 000	2 000	1 000

3.2.5.9. Standpipe System Design

1) Except as required or permitted by Sentences (2) to (6) and Articles 3.2.5.10, 3.2.5.11, and 3.2.5.12, the design, construction, installation and testing of a standpipe system shall conform to NFPA 14, "Standard for the Installation of Standpipe and Hose Systems."

2) A dry standpipe that is not connected to a water supply shall not be considered as fulfilling the requirements of this Article.

3) If more than one standpipe is provided, the total water supply need not be more than 30 L/s.

4) A standpipe need not be installed in a storage garage conforming to Article 3.2.2.83, provided the building is not more than 15 m high.

5) The residual water pressure at the design flow rate at the topmost hose connection of a standpipe system that is required to be installed in a building is permitted to be less than 690 kPa provided

- a) the building is sprinklered throughout,
- b) the water supply at the base of the sprinkler riser is capable of meeting, without a fire pump, the design flow rate and pressure demand of the sprinkler system, including the inside and outside hose allowance, and
- c) fire protection equipment is available to deliver, by means of the fire department connection, the full demand flow rate at a residual water pressure of 690 kPa at the topmost hose connection of the standpipe system. (See Appendix A.)

6) A fire department connection shall be provided for every standpipe system.

3.2.5.10. Hose Connections

1) Hose connections shall be located in exits in accordance with NFPA 14, "Standard for the Installation of Standpipe and Hose Systems."

2) a floor
3) sufficient fire dep
4) 64 mm standpi
5) are not 25 m ha level of sprinkle

3.2.5.11

1) be instal is not s

2) be instal that is required

3) area with provide

4) horizontal floor area

5) door, w required

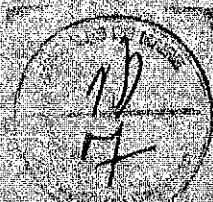
3.2.5.12

1) required to 3.2.4.8(1) ling water equipped transmit the event

3.2.5.13

1) and (4) a signed, co conforma stallation

2) (1), NFPA Sprinkler and Inclu to be used and testin



9.10.19.2.

applied to each portion so separated as if it were a separate building.

2) The permission in Sentence (1) to consider separated portions of a building as separate buildings does not apply to service rooms and storage rooms.

9.10.17.6. Design and Installation Requirements

1) Fire alarm, fire detection and smoke detection devices and systems, and their installation, shall conform to Subsection 3.2.4.

9.10.17.7. Central Vacuum Systems

1) Central vacuum cleaning systems in buildings required to be equipped with a fire alarm system shall be designed to shut down upon activation of the fire alarm system.

9.10.17.8. Open-Air Storage Garages

1) A fire alarm system is not required in a storage garage conforming to Article 3.2.2.63, provided there are no other occupancies in the building.

9.10.18. Smoke Alarms

9.10.18.1. Required Smoke Alarms

1) Smoke alarms conforming to CAN/ULC-S531, "Smoke Alarms" shall be installed in each dwelling unit and in each sleeping room not within a dwelling unit.

9.10.18.2. Location of Smoke Alarms

- 1) Within dwelling units, sufficient smoke alarms shall be installed so that
- there is at least one smoke alarm on each floor level, including basements, that is 900 mm or more above or below an adjacent floor level,
 - each bedroom is protected by a smoke alarm either inside the bedroom or, if outside, within 5 m, measured following corridors and doorways, of the bedroom door, and
 - the distance, measured following corridors and doorways, from any point on a floor level to a smoke alarm on the same level does not exceed 15 m.

See Appendix A.)

2) Smoke alarms required in Article 9.10.18.1 and Sentence (1) shall be installed on or near the ceiling.

9.10.18.3. Power Supply

1) Smoke alarms shall be installed by permanent connections to an electrical circuit and shall

have no disconnect switch between the overcurrent device and the smoke alarm.

2) Where the building is not supplied with electrical power, smoke alarms are permitted to be battery operated.

9.10.18.4. Interconnection of Smoke Alarms

1) Where more than one smoke alarm is required in a dwelling unit, the smoke alarms shall be wired so that the activation of one alarm will cause all alarms within the dwelling unit to sound.

9.10.18.5. Instructions for Maintenance and Care

1) Where instructions are necessary to describe the maintenance and care required for smoke alarms to ensure continuing satisfactory performance, they shall be posted in a location where they will be readily available to the occupants for reference.

9.10.19. Fire Fighting

9.10.19.1. Windows or Access Panels Required

1) Except as provided in Sentence (3), a window or access panel providing an opening not less than 1 100 mm high and 550 mm wide and having a sill height of not more than 900 mm above the floor shall be provided on the second and third stories of every building in at least one wall facing on a street if such stories are not sprinklered.

2) Access panels required in Sentence (1) shall be readily openable from both inside and outside or be glazed with plain glass.


3) Access panels required in Sentence (1) need not be provided in buildings containing only dwelling units where there is no dwelling unit above another dwelling unit.

9.10.19.2. Access to Basements

1) Except in basements serving not more than one dwelling unit, each unsprinklered basement exceeding 25 m in length or width shall be provided with direct access to the outdoors to at least one street.

2) Access required in Sentence (1) may be provided by a door, window or other means that provides an opening not less than 1 100 mm high and 550 mm wide, the sill height of which shall not be more than 900 mm above the floor.

3) Access required in Sentence (1) may also be provided by an interior stair accessible from the outdoors.



9.10.19.3.

9.10.19.3. Fire Department Access to Buildings

1) Access for fire department equipment shall be provided to each building by means of a street, private roadway or yard. (See A-3.2.5.6.(1) and A-9.10.19.3.(1) in Appendix A.)

2) Where access to a building as required in Sentence (1) is provided by means of a roadway or yard, the design and location of such roadway or yard shall take into account connection with public thoroughfares, weight of fire fighting equipment, width of roadway, radius of curves, overhead clearance, location of fire hydrants, location of fire department connections and vehicular parking.

9.10.19.4. Portable Extinguishers

1) Portable extinguishers shall be installed in all buildings, except within dwelling units, in conformance with the appropriate provincial, territorial or municipal regulations or, in the absence of such regulations, the National Fire Code of Canada 1995.

9.10.19.5. Freeze Protection of Fire Protection Systems

1) Equipment forming part of a fire protection system that may be adversely affected by freezing temperatures and that is located in an unheated area shall be protected from freezing.

9.10.20. Fire Protection for Construction Camps

9.10.20.1. Requirements for Construction Camps

1) Except as provided in Articles 9.10.20.2. to 9.10.20.9., construction camps shall conform to Subsections 9.10.1. to 9.10.19.

9.10.20.2. Separation of Sleeping Rooms

1) Except for sleeping rooms within dwelling units, sleeping rooms in construction camps shall be separated from each other and from the remainder of the building by a fire separation having not less than a 30 min fire-resistance rating.

9.10.20.3. Floor Assemblies between the First and Second Storey

1) Except in a dwelling unit, a floor assembly in a construction camp building separating the first storey and the second storey shall be constructed as a fire separation having not less than a 30 min fire-resistance rating.

9.10.20.4. Walkways Connecting Buildings

1) Walkways of combustible construction connecting buildings shall be separated from each connected building by a fire separation having not less than a 45 min fire-resistance rating.

9.10.20.5. Spatial Separations

1) Construction camp buildings shall be separated from each other by a distance of not less than 10 m except as otherwise permitted in Subsection 9.10.14.

9.10.20.6. Flame Spread Ratings

1) Except in dwelling units and except as provided in Sentence (2), the surface flame-spread rating of wall and ceiling surfaces in corridors and walkways, exclusive of doors, shall not exceed 25 over not less than 90% of the exposed surface area and not more than 150 over the remaining surface area.

2) Except within dwelling units, corridors that provide access to exit from sleeping rooms and that have a fire-resistance rating of not less than 45 min shall have a flame-spread rating conforming to the appropriate requirements in Subsection 9.10.16.

9.10.20.7. Smoke Detectors

1) Except in dwelling units, corridors providing access to exit from sleeping rooms in construction camp buildings with sleeping accommodation for more than 10 persons shall be provided with a smoke detector connected to the building alarm system.

9.10.20.8. Portable Fire Extinguishers

1) Each construction camp building shall be provided with portable fire extinguishers in conformance with the appropriate provincial or municipal regulations or, in the absence of such regulations, in conformance with the National Fire Code of Canada 1995.

9.10.20.9. Hose Stations

1) Every construction camp building providing sleeping accommodation for more than 30 persons shall be provided with a hose station that is protected from freezing and is equipped with a hose of sufficient length so that every portion of the building is within reach of a hose stream.

2) Hose stations required in Sentence (1) shall be located near an exit.

3) Hoses referred to in Sentence (1) shall be not less than 19 mm inside diam and shall be connected to a central water supply or to a storage tank having a capacity of not less than 1500 L with a pumping system capable of supplying a flow of not less than 5 L/s at a gauge pressure of 300 kPa.

9.1

9.1

ral
CA
Cav

lha
9.11

9.1

luc
150
sha
mer
tan

wh
mer
Sen


9.1

lca
sha
Eur
wif
ing

Sen
the
pro

tca
sha
elec

Sen
or
cab




Code national de prévention des incendies — Canada 1995

Publié par la

**Commission canadienne des codes du bâtiment
et de prévention des incendies**

Conseil national de recherches du Canada



2.4.6. Bâtiments inoccupés**2.4.6.1. Accès interdit**

1) Des mesures doivent être prises pour restreindre aux personnes autorisées l'accès aux bâtiments inoccupés (voir l'annexe A).

2.4.7. Installations électriques**2.4.7.1. Utilisation et entretien**

1) Les installations électriques doivent être utilisées et entretenues de manière à ne pas constituer un risque excessif d'incendie.

Section 2.5. Accès du service d'incendie aux bâtiments**2.5.1. Généralités****2.5.1.1. Accès au bâtiment**

1) Les véhicules du service d'incendie doivent avoir directement accès à au moins une façade de tout bâtiment par une rue, une cour ou un chemin, conformément au CNB.

2.5.1.2. Fenêtres et panneaux d'accès

1) Rien ne doit obstruer les fenêtres ou panneaux d'accès prévus pour faciliter les opérations d'extinction.

2.5.1.3. Accès au toit

1) Si un accès au toit est prévu pour les pompiers, les clés des portes assurant l'accès au toit doivent être conservées à un endroit dont l'emplacement est déterminé en collaboration avec le service d'incendie.

2.5.1.4. Accès aux raccords-pompiers

1) L'accès aux raccords-pompiers pour les systèmes de gicleurs ou les réseaux de canalisations d'incendie doit toujours être dégagé pour les pompiers et leur équipement.

2.5.1.5. Entretien des accès

1) Les rues, cours et chemins prévus pour le service d'incendie doivent toujours être maintenus en bon état afin d'être utilisables en tout temps par les véhicules du service d'incendie.

2) Aucun véhicule ne doit être stationné de façon à bloquer l'accès aux véhicules du service

d'incendie et des affiches doivent signaler cette interdiction.

Section 2.6. Équipement technique**2.6.1. CVCA****2.6.1.1. Installation**

1) Les appareils et les installations CVCA doivent être installés conformément au CNB.

2.6.1.2. Récipients à charbon et à bois

1) Les récipients à charbon et à bois doivent être placés à au moins 1,2 m de l'appareil qu'ils desservent.

2.6.1.3. Hottes, filtres et conduits

1) Les hottes, les filtres et les conduits où il peut y avoir accumulation de dépôts combustibles doivent être inspectés à intervalles d'au plus 7 jours et doivent être nettoyés si ces accumulations présentent un risque d'incendie.

2.6.1.4. Cheminées, tuyaux de raccordement et conduits de fumée

1) Il faut inspecter les cheminées, tuyaux de raccordement et conduits de fumée pour déceler toute condition dangereuse :

- à intervalles d'au plus 12 mois ;
- chaque fois qu'on raccorde un appareil ; et
- chaque fois qu'un feu de cheminée a eu lieu.

(Voir l'annexe A.)


2) Les cheminées, tuyaux de raccordement et conduits de fumée doivent être ramonés aussi souvent que nécessaire pour éliminer les accumulations dangereuses de dépôts combustibles (voir l'annexe A).

3) Les cheminées, tuyaux de raccordement et conduits de fumée doivent être remplacés ou réparés pour :

- éliminer toute insuffisance structurale ou détérioration (voir l'annexe A) ; et
- obturer toute ouverture abandonnée ou inutilisée qui n'est pas étanche aux flammes ou à la fumée.

2.6.1.5. Dégagements

1) Le dégagement exigé entre une cheminée, un tuyau de raccordement ou un appareil et une constriction combustible doit être conforme au CNB.



ANNEXE IX

Tarif des amendes

Article	Infraction	Amende
4, 5, 6	Désobéir aux ordres des policiers et des officiers du Services d'incendie et de sécurité publique	100 \$
6	Obstruer un chemin public ou une place publique	60 \$
9	Stationner en ne respectant pas une signalisation temporaire	60 \$
9, 81	Stationner de façon à gêner ou nuire à l'exécution de travaux municipaux, de voirie ou autres	60 \$
14	Traverser ou circuler sur un trottoir ailleurs que sur le bateau pavé	100 \$
15	Effectuer un demi-tour ailleurs qu'à une intersection ou à une intersection où il y a des feux de circulation	100 \$
17	Défilé sur un chemin public ou une place publique sans autorisation	100 \$
18	Nuire à un cortège	100 \$
25	Stationner dans une voie d'urgence	60 \$
27	Stationner plus de 4 heures consécutives au même endroit	60 \$
28 (1 ^o)	Faire des arrêts interdits ou stationner à des endroits interdits à certaines heures	60 \$
28 (3 ^o)	Stationner dans une ruelle sans qu'une signalisation le permette	60 \$
28 (7 ^o)	Dépasser les limites de stationnement imposées (5, 15, 30, 60, ou 120 minutes et 4 heures)	60 \$
28(8 ^o)	Stationner à une distance de moins de 5 m de la rampe d'accès d'une caserne de pompiers	60 \$
28 (9 ^o)	Arrêter en double file	60 \$
28 (11 ^o)	Stationner à une distance de moins de 5 m d'une borne-fontaine	60 \$
28 (13 ^o)	Stationner dans un passage pour piétons ou à moins de 5 m de celui-ci	60 \$
28 (14 ^o)	Stationner dans une intersection	60 \$
28 (16 ^o)	Stationner sur un pont, une voie élevée, un viaduc ou dans un tunnel	60 \$
28 (17 ^o)	Stationner à une distance de moins de 3 m d'une entrée publique	60 \$
28 (17 ^o)	Stationner à une distance de moins de 3 m d'une entrée privée	60 \$
28 (20 ^o)	Stationner à une distance de moins de 5 m d'un panneau d'arrêt ou d'un feu de circulation	60 \$
28 (21 ^o)	Stationner sur le trottoir	60 \$
33	Stationner ou immobiliser un véhicule routier dans un espace de stationnement réservé à l'usage exclusif des	150 \$

	personnes handicapées sans que le véhicule soit muni d'une vignette ou plaque autorisant à stationner	
35	Stationner une remorque, une semi-remorque, un bateau ou une roulotte sans autorisation	60 \$
36	Stationner un véhicule commercial sauf à des fins de chargement ou de déchargement	60 \$
37, 62	Arrêter ou stationner autre qu'un autobus public à un arrêt d'autobus et autre qu'un taxi à un poste de taxi	60 \$
38	Stationner au-delà de 30 cm de la bordure	60 \$
39, 41	Arrêter ou stationner autrement que parallèle à la bordure, et/ou en direction opposée et/ou en biais sauf lorsque indiqué	60 \$
40	Utiliser plus d'une place de stationnement tracée	60 \$
43	Stationner sans avoir acquitté le tarif du parcomètre ou de l'horodateur	60 \$
47.5 a)	Stationner un véhicule automobile à l'intérieur du stationnement souterrain pour une durée de plus de 4 heures consécutives	60 \$
47.5 b)	stationner un véhicule automobile à l'intérieur du stationnement souterrain pour plus d'une période de 4 heures ou moins au cours d'une même journée	60 \$
47.5 c)	stationner un véhicule automobile à l'intérieur du stationnement souterrain en dehors des heures d'ouverture	80 \$
47.5 d)	stationner un véhicule automobile à l'intérieur du stationnement souterrain alors qu'il est fermé	80 \$
61	Stationner un taxi ailleurs qu'à un poste de taxi	60 \$

SCHEDULE IX










Fines

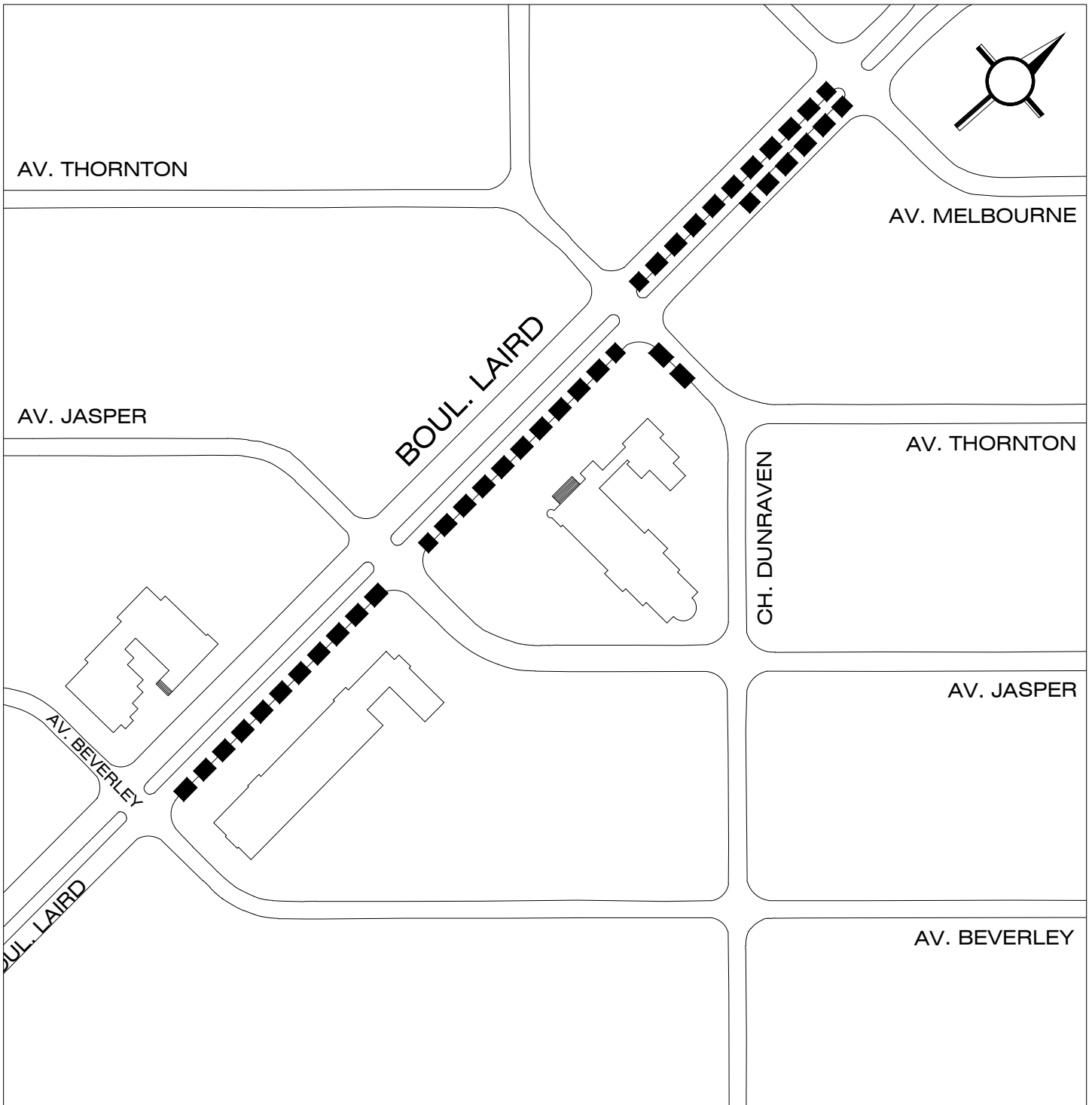
Section	Offence	Fine
4, 5, 6	Disobeying the orders of Police, Fire Department or Public Security officers	100 \$
6	Obstructing a public road or a public place	60 \$
9	Parking in contravention of temporary traffic control devices	60 \$
9, 81	Parking so as to hinder or interfere with the performance of municipal road or other work	60 \$
14	Crossing or driving on a sidewalk where there is no access ramp	100 \$
15	Making a U-turn other than at an intersection or at an intersection where there are traffic lights	100 \$
17	Unauthorized procession on a public road or in a public place	100 \$
18	Interfering with a funeral procession	100 \$
25	Parking in an emergency lane	60 \$
27	Parking for more than 4 consecutive hours in the same place	60 \$
28 (1°)	Stopping or parking in a restricted place during certain times	60 \$
28 (3°)	Parking in an alley where there are no traffic control devices permitting it	60 \$
28 (7°)	Exceeding the parking time limits (5, 15, 30, 60 or 120 minutes or 4 hours)	60 \$
28(8°)	Parking less than 5 m from the driveway entrance to a fire station	60 \$
28 (9°)	Double-parking	60 \$
28 (11°)	Stopping a vehicle so as to obstruct traffic	60 \$
28 (13°)	Parking on a crosswalk or less than 5 m from a crosswalk	60 \$
28 (14°)	Parking in an intersection	60 \$
28 (16°)	Parking on a bridge, high-level road or viaduct or in a tunnel	60 \$
28 (17°)	Parking less than 3 m from a public driveway	60 \$
28 (17°)	Parking less than 3 m from a private driveway	60 \$
28 (20°)	Parking less than 5 m from a stop sign or traffic light	60 \$
28 (21°)	Parking on a sidewalk	60 \$
33	Parking or stopping a road vehicle in a parking space reserved for the exclusive use of handicapped persons	150 \$

	without the vehicle having the appropriate sticker or plate	
35	Parking a trailer, semi-trailer, boat or recreational vehicle without authorization	60 \$
36	Parking a commercial vehicle other than for the purpose of loading or unloading	60 \$
37, 62	Stopping or parking a vehicle other than a public bus at a bus stop or other than a taxi at a taxi stand	60 \$
38	Parking more than 30 cm from the curb	60 \$
39, 41	Stopping or parking other than parallel to the curb and/or in the wrong direction and/or on an angle unless specifically permitted	60 \$
40	Occupying more than one outlined parking space	60 \$
43	Parking without paying the parking meter or pay-and-display unit fee	60 \$
47.5 a)	park a motor vehicle in the underground parking lot for a period of more than 4 consecutive hours	60 \$
47.5 b)	park a motor vehicle in underground parking lot for more than one period of 4 hours or less in any one day	60 \$
47.5 c)	parking a motor vehicle in the underground parking lot outside the hours of operation	80 \$
47.5 d)	park a motor vehicle inside the underground parking lot while it is closed	80 \$
61	Parking a taxi anywhere other than at a taxi stand	60 \$




LÉGENDE

 MAXIMUM 20		 MAXIMUM 40		 PARC ET/OU ÉCOLE
 MAXIMUM 30		 MAXIMUM 50		



- BOUL. LAIRD ENTRE JASPER ET THORNTON	- BOUL. LAIRD ENTRE BEVERLEY ET JASPER	54 PLACES DE STATIONNEMENT
- BOUL. LAIRD ENTRE THORNTON ET MELBOURNE	- AVE. THORTON ENTRE DUNRAVEN ET LAIRD	

VILLE DE
MONT-ROYAL




TOWN OF
MOUNT-ROYAL

- ANNEXE XI -
ZONE DE STATIONNEMENT POUR PERSONNEL ENSEIGNANT
PERMIS ZONE E1

RÈGLEMENT 1384-47

JANVIER 2024



AV. LAZARD

AV. KINDERSLEY

BOULEVARD GRAHAM

AV. CARLYLE

CH. DUNVEGAN

SHERWOOD


CR. LOMBARD

AV. PORTLAND

- CHEMIN DUNVEGAN CÔTÉ EST, ENTRE KINDERSLEY ET CARLYLE

10 PLACES
DE STATIONNEMENT

VILLE DE
MONT-ROYAL




TOWN OF
MOUNT-ROYAL

- ANNEXE XI -

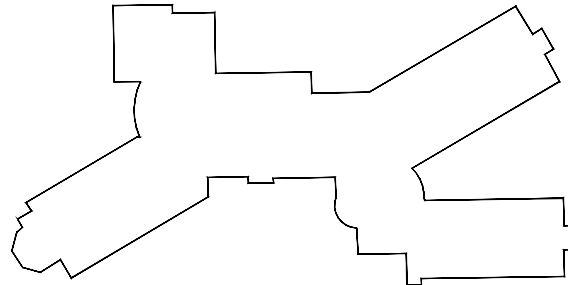
ZONE DE STATIONNEMENT POUR PERSONNEL ENSEIGNANT
PERMIS ZONE E2

RÈGLEMENT 1384-47

JANVIER 2024



AV. ALGONQUIN



AV. MITCHELL



CH. SAINT-CLARE

PARC DAKIN

AV. POWELL

- AVENUE MITCHELL CÔTÉ NORD
- AVENUE ALGONQUIN CÔTÉ SUD

10 PLACES
DE STATIONNEMENT

VILLE DE
MONT-ROYAL



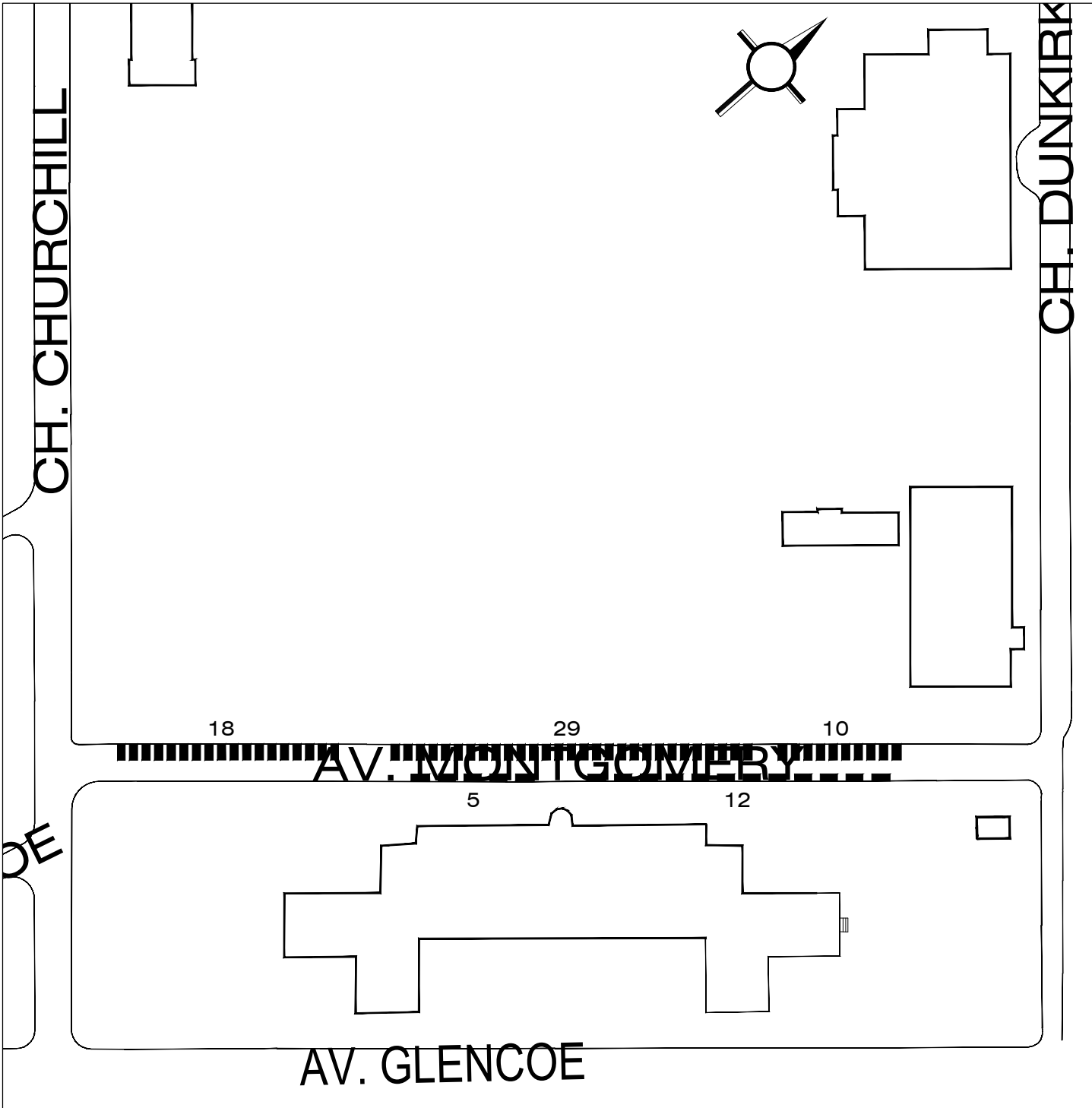
TOWN OF
MOUNT-ROYAL

- ANNEXE XI -

ZONE DE STATIONNEMENT POUR PERSONNEL ENSEIGNANT
PERMIS ZONE E3

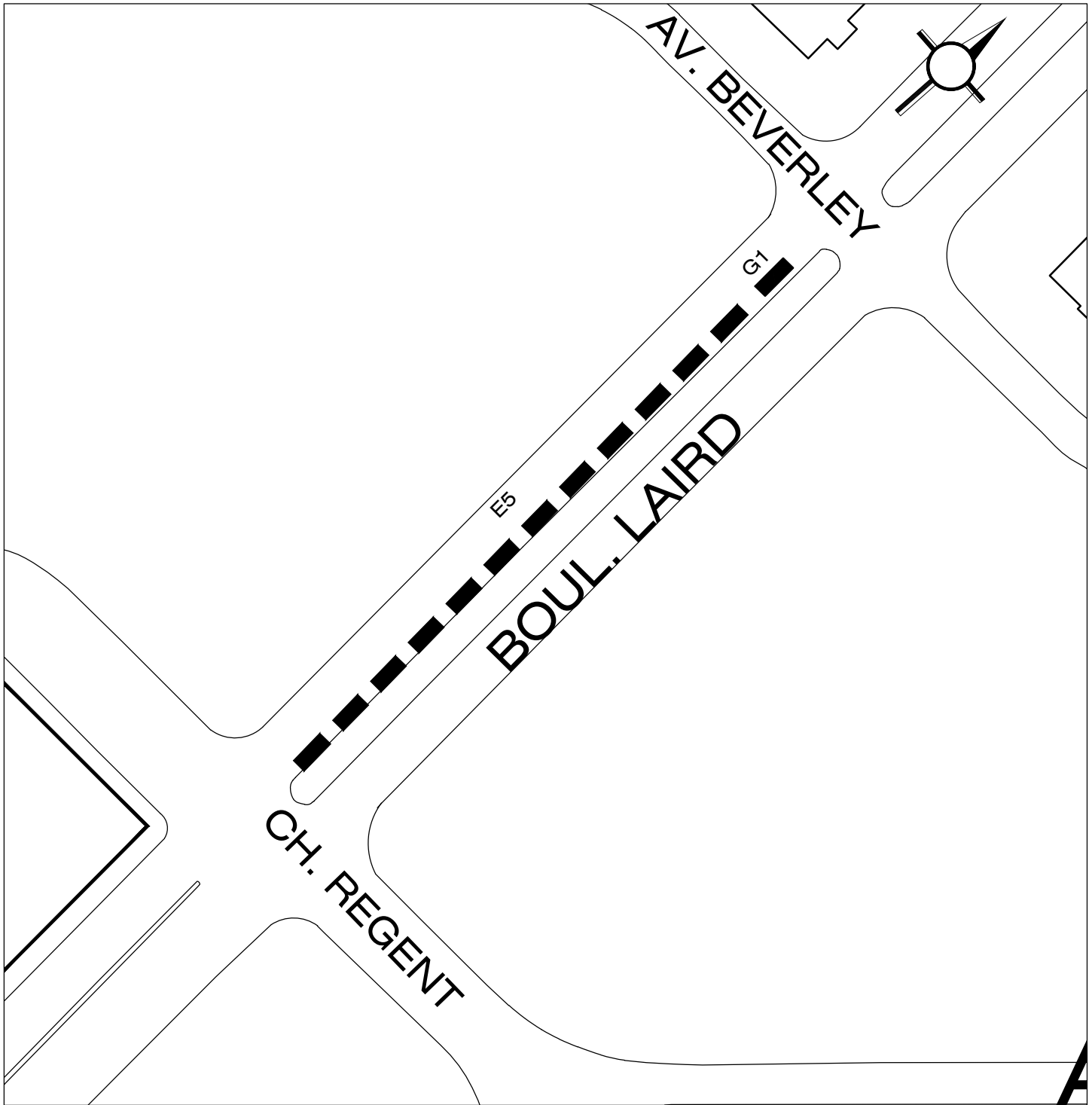
RÈGLEMENT 1384-47

JANVIER 2024




- AV. MONTGOMERY ENTRE CHURCHILL ET DUNKIRK	74 PLACES DE STATIONNEMENT
---	-------------------------------

<p>VILLE DE MONT-ROYAL</p>  <p>TOWN OF MOUNT-ROYAL</p>	<p>- ANNEXE XI -</p> <p>ZONE DE STATIONNEMENT POUR PERSONNEL ENSEIGNANT</p> <p>PERMIS ZONE E4</p>	
	RÈGLEMENT 1384-47	JANIVIER 2024



- BOUL. LAIRD ENTRE BEVERLEY ET REGENT	13 PLACES DE STATIONNEMENT
--	-------------------------------

<p>VILLE DE MONT-ROYAL</p>  <p>TOWN OF MOUNT-ROYAL</p>	<p>- ANNEXE XI -</p> <p>ZONE DE STATIONNEMENT POUR PERSONNEL ENSEIGNANT</p> <p>PERMIS ZONES G1 (1 ESP.) ET E5 (12 ESP.)</p>	
	RÈGLEMENT 1384-47	JANVIER 2024

Annexe XII

AUTORISATION TEMPORAIRE NON-PERMISE
DU 1^{ER} DÉCEMBRE AU 31 MARS

ADRESSES

- 1 à 25, avenue Cornwall
- 1120 à 1360, chemin Dunkirk
- 1265 à 1455, boulevard Graham
- 1537 à 1800, boulevard Graham
- avenue Hudson
- 925 à 1166, boulevard Laird
- 1201 à 1289, boulevard Laird
- croissant Lombard
- 1400, croissant Merit
- chemin Regent
- avenue Roosevelt
- croissant Sherwood